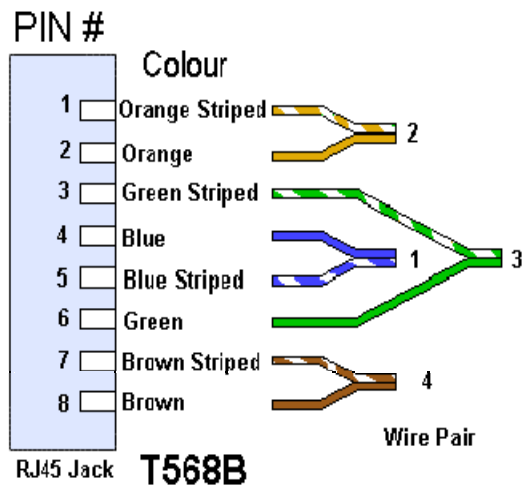
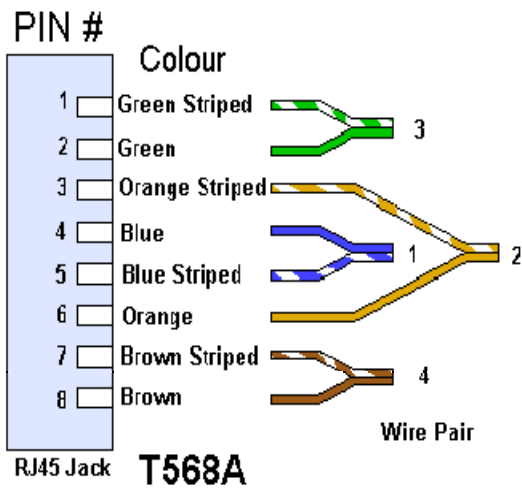



# DMX- RJ45 wiring

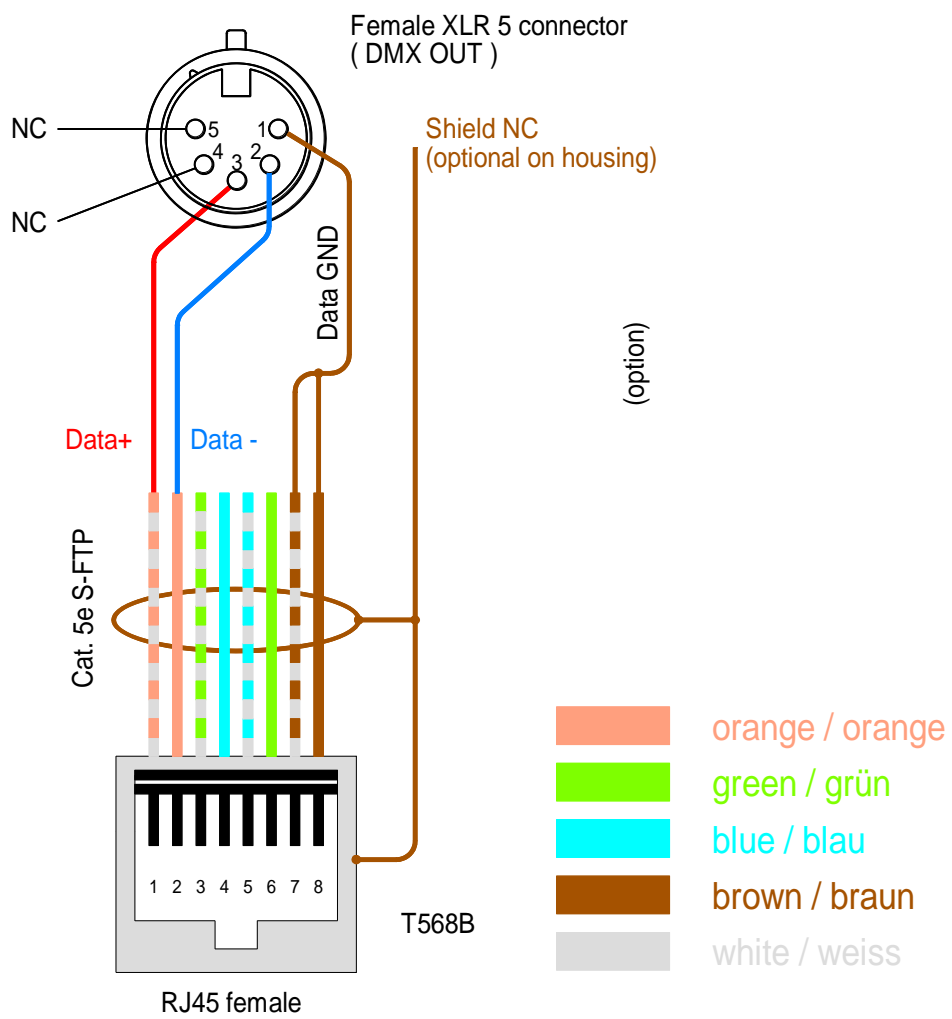


## Wire # Wire Color DMX512 Function

- 1 (white/orange) - data 1+
  - 2 (orange) - data 1-
  - 3 (white/green) - data 2+
  - 6 (green) - data 2-
  - 4 (blue) - Not Assigned
  - 5 (white/blue) - Not Assigned
  - 7 (white/brown) - Data Link Common for data 1 (optional)
  - 8 (brown) - Data Link Common for data 2 (optional)
- Housing / chassis = Shield

Pin 8 should be wired as signal common even if pins 3 and 6 are NOT wired so that both conductors 7 and 8 are at equal potential.

# DMX – XLR5



Feb. 2013